
		Hilton Trail Run - 12km Results					
20 May 2018							
Race #	Event	Race Time	Name	Age Group	Overall Position	Gender Position	Age Group Position
329	12KM	1:14:45	DEREK WASSERFALL	Open M	1	1	1
501	12KM	1:14:54	GARTH OLIVER	Open M	2	2	2
478	12KM	1:16:04	SIZWE NCALANE	Open M	3	3	3
308	12KM	1:21:04	LETHU MKHANAZI	Veteran M	4	4	1
482	12KM	1:23:42	THULISANG KHAWBULE	U18 M	5	5	1
455	12KM	1:24:51	NDUDUZO NGUBANE	Open M	6	6	4
468	12KM	1:25:24	NKOSINATHI MUDABA	U18 M	7	7	2
475	12KM	1:26:24	BYRON COCHRAN	Open M	8	8	5
389	12KM	1:28:03	SANELE MTHETHWA	U18 M	9	9	3
523	12KM	1:28:51	RICHARD ROBERTS	Veteran M	10	10	2
334	12KM	1:29:27	SIPHO CHABA	Open M	11	11	6
366	12KM	1:29:29	BRADLEY ELLIOTT	Veteran M	12	12	3
376	12KM	1:30:08	PATRICIA DAMMANN	Veteran F	13	1	1
453	12KM	1:31:32	PAIGE MACKENZIE	U18 F	14	2	1
446	12KM	1:31:34	STORM DANTU	Open M	15	13	7
318	12KM	1:33:58	ASANDA NGUBANE	U16 F	16	3	1
583	12KM	1:33:59	THOBEKA KHUZEWAYO	Open F	16	3	1
452	12KM	1:34:36	RICHELLE USSHER	Open F	18	5	2
421	12KM	1:34:37	STEPHANE MAINGARD	Open F	19	6	3
479	12KM	1:35:26	JONATHON HALLAND	Open M	20	14	8
459	12KM	1:35:43	BRETT LONGHURST	Veteran M	21	15	4
404	12KM	1:36:04	DARIO SCUSSEL	Open M	22	16	9
561	12KM	1:36:45	IVAN FUCHS	Veteran M	23	17	5
524	12KM	1:38:47	MARK AARON	Veteran M	24	18	6
436	12KM	1:39:53	MICHAEL PATRICK	Open M	25	19	10
328	12KM	1:40:05	MICHAEL FROST	Veteran M	26	20	7
562	12KM	1:40:11	JERAMIE HIGGINS	Open M	27	21	11
546	12KM	1:40:13	GERARD VAN DAM	Veteran M	28	22	8
384	12KM	1:40:26	ALEX HALL	Open M	29	23	12
556	12KM	1:40:44	ALISTAIR FIRTH	Veteran M	30	24	9
480	12KM	1:41:26	JUSTINE BRISCOE	Open F	31	7	4
344	12KM	1:41:41	NICHOLAS MUNRO	Veteran M	32	25	10
357	12KM	1:42:27	SIMPHIWE ZONDI-WILKINS	Open M	33	26	13
335	12KM	1:42:29	DILLAN DREW	Open M	34	27	14
385	12KM	1:42:55	MEGGAN MACKENZIE	Veteran F	35	8	2
396	12KM	1:43:04	MELANIE DICKASON	Veteran F	36	9	3
433	12KM	1:44:04	MANDISA MKHUNYA	U16 F	37	10	2
310	12KM	1:44:05	WAYNE LEE	Veteran M	38	28	11
319	12KM	1:45:00	STEPHANIE LEE	Veteran F	39	11	4
528	12KM	1:47:00	JONATHAN VAN DEN BERGH	Open M	40	29	15
395	12KM	1:47:14	EUGENE KROUKRAM	Veteran M	41	30	12



### Hilton Trail Run - 12km Results



20 May 2018

Race #	Event	Race Time	Name	Age Group	Overall Position	Gender Position	Age Group Position
476	12KM	1:48:10	MURRAY RAIT	Open M	42	31	16
757	12KM	1:48:21	CRAIG BRIGG	Veteran M	43	32	13
588	12KM	1:48:34	LYNTON KINLOCH	Master M	44	33	1
361	12KM	1:48:49	JASON ZIMMERMANN	Open M	45	34	17
306	12KM	1:49:12	KERITH DRUMMOND	Veteran F	46	12	5
425	12KM	1:49:14	TERRY DRUMMOND	Veteran M	47	35	14
485	12KM	1:49:40	RENATA MACKENZIE	Veteran F	48	13	6
535	12KM	1:49:44	GAVIN SCOTT	Grand Master M	49	36	1
576	12KM	1:50:04	CLINTON VEALE	Open M	50	37	18
465	12KM	1:50:19	SANTOSH BUGWANDIN	Open M	51	38	19
498	12KM	1:50:32	VYVEKAH LUMLEY	Open F	52	14	5
351	12KM	1:50:32	CHARMAINE LINGARD	Veteran F	53	15	7
448	12KM	1:51:06	BRADLEY MOSTERT	Veteran M	54	39	15
360	12KM	1:52:26	MICHAEL CAMPBELL	Open M	55	40	20
491	12KM	1:53:04	MBATHA LONDEKA	U18 F	56	16	2
469	12KM	1:53:08	ROBERT DE BRUYN	Master M	57	41	2
548	12KM	1:53:11	ADRIAN NEL	Open M	58	42	21
342	12KM	1:53:14	JADE REDMAN	Open F	59	17	6
363	12KM	1:53:27	JANE DICKASON	Grand Master F	60	18	1
510	12KM	1:54:01	GREG MASKELL	Veteran M	61	43	16
314	12KM	1:54:19	ELMA GRUNDLINGH	Master F	62	19	1
304	12KM	1:55:38	RUTH GRAY	Veteran F	63	20	8
552	12KM	1:56:23	CYNDI-MAE HADIARIS	Open F	64	21	7
324	12KM	1:57:02	SHAYLEEN JAMES	Veteran F	65	22	9
411	12KM	1:57:47	RON VAN AS	Master M	66	44	3
492	12KM	1:58:54	SHAWN MEYER	Veteran M	67	45	17
439	12KM	1:59:39	PETER HIND	Open M	68	46	22
467	12KM	2:00:27	PUSHE YENDE	Open F	69	23	8
600	12KM	2:01:15	YOLANDA CLARK	Open F	70	24	9
416	12KM	2:01:18	MARK EBSWORTH	Veteran M	71	47	18
574	12KM	2:01:30	SIMON WINN	Open M	72	48	23
497	12KM	2:01:52	CHAD TOOHEY	Open M	73	49	24
540	12KM	2:02:16	ASHLIEGH JOUBERT	Open F	74	25	10
444	12KM	2:02:25	CATH WILKINSON	Open F	75	26	11
585	12KM	2:02:48	TERESA COLLETT	Master F	76	27	2
571	12KM	2:02:49	TRACY STEART	Veteran F	77	28	10
390	12KM	2:04:19	KEENAN LAAS	U18 M	78	50	4
593	12KM	2:04:20	ANDREW LAAS	Veteran M	79	51	19
332	12KM	2:04:27	SABRINA HIND	Open F	80	29	12
434	12KM	2:04:29	ANTONIO DA SILVA	Master M	81	52	4
336	12KM	2:04:31	SARAH DAWSON	Open F	82	30	13



### Hilton Trail Run - 12km Results



20 May 2018

Race #	Event	Race Time	Name	Age Group	Overall Position	Gender Position	Age Group Position
379	12KM	2:04:32	PENNY GOODRICK	Open F	83	31	14
428	12KM	2:05:15	ANDRE VOSLOO	Master M	84	53	5
405	12KM	2:05:16	ASHTON HARTH	Open F	85	32	15
597	12KM	2:05:17	REBECCA FUCHS	Open F	86	33	16
325	12KM	2:05:48	ERIKA VAN DER MERWE	Open F	87	34	17
311	12KM	2:06:08	STEVEN VAN DER MERWE	Open M	88	54	25
481	12KM	2:06:50	CHANTAL HOWSE	Veteran F	89	35	11
380	12KM	2:06:52	MICHAELA FRANS	Veteran F	90	36	12
302	12KM	2:06:53	ASHLEY HYLTON	Open M	91	55	26
519	12KM	2:06:59	CATRIEN VAN ROOIJEN	Open F	92	37	18
532	12KM	2:07:24	MARCUS WILKINSON	Open M	93	56	27
488	12KM	2:07:28	JAMIE GATONBY	Veteran M	94	57	20
529	12KM	2:07:29	WARREN BROUGHTON	Veteran M	95	58	21
339	12KM	2:07:34	MICHAEL LEE	Open M	96	59	28
454	12KM	2:07:46	SHERI EBSWORTH	Open F	97	38	19
412	12KM	2:08:49	ALISTAIR WILL	Master M	98	60	6
545	12KM	2:08:57	GREEN GROENEWALD	Open M	99	61	29
353	12KM	2:08:58	NICULIE BOTES	Open F	100	39	20
554	12KM	2:09:00	JACK MACKENZIE	U16 M	101	62	1
399	12KM	2:10:59	NATASJA VAN DEN HEEVER	Veteran F	102	40	13
521	12KM	2:11:00	GERHARD VAN DEN HEEVER	Veteran F	103	41	14
305	12KM	2:11:15	ALET MOOLMAN	Master F	104	42	3
458	12KM	2:11:17	RENEE DRIEMEYER	Veteran F	105	43	15
525	12KM	2:12:05	DAVE SANDERS	Grand Master M	106	63	2
368	12KM	2:12:05	ZELDA SANDERS	Master F	107	44	4
435	12KM	2:13:26	NICK PAVELEY	Open M	108	64	30
362	12KM	2:13:55	SHANE WIGGILL	Grand Master F	109	45	2
460	12KM	2:13:56	NOBBY CLARK	Grand Master M	110	65	3
317	12KM	2:13:57	DOMINIQUE BAKER	Veteran F	111	46	16
207	12KM	2:14:24	DANIEL ASKEW	U12 M	112	66	1
73	12KM	2:14:26	ASHLIEGH ASHEW	Open F	113	47	21
406	12KM	2:14:54	VAUNEEN DOUTHWAITE	Grand Master F	114	48	3
572	12KM	2:15:28	JESS JOBLING	Open F	115	49	22
402	12KM	2:15:32	ANGIE THORLUND	Open F	116	50	23
457	12KM	2:15:36	DAVID VIGAR	Master M	117	67	7
493	12KM	2:15:49	ZAMANI KHOZA	Open M	118	68	31
432	12KM	2:16:56	WENDY CONSTANTINE	Master F	119	51	5
502	12KM	2:17:14	IAN ABRAMS	Grand Master M	120	69	4
566	12KM	2:17:33	NEILL BRAND	Master M	121	70	8
359	12KM	2:17:59	JOHANNES MEYER	Veteran M	122	71	22
303	12KM	2:18:42	CATH TRAYNOR	Veteran F	123	52	17





### Hilton Trail Run - 12km Results



20 May 2018

Race #	Event	Race Time	Name	Age Group	Overall Position	Gender Position	Age Group Position
596	12KM	2:18:50	ZANDISWA KHOZA	Open F	124	53	24
330	12KM	2:19:12	PIER FLYNN	Veteran F	125	54	18
891	12KM	2:19:20	JUANITA MASON	Master F	126	55	6
463	12KM	2:19:24	THEO GRUNDLINGH	Master M	127	72	9
504	12KM	2:19:38	JULYETTE LEWIS	Grand Master F	128	56	4
354	12KM	2:19:49	MAUREEN VAN DEN BERGH	Master F	129	57	7
505	12KM	2:19:54	KIRSTEN MULDER	Open F	130	58	25
581	12KM	2:20:00	JOANNE DE BRUYN	Master F	131	59	8
560	12KM	2:20:11	FIONA DAWSON	Master F	132	60	9
377	12KM	2:20:13	SARAH MINGAY	Open F	133	61	26
487	12KM	2:20:17	MIKE STENCEL	Grand Master M	134	73	5
437	12KM	2:20:44	DENISE MULDER	Grand Master F	135	62	5
549	12KM	2:20:46	GRAHAM LEWIS	Grand Master M	136	74	6
326	12KM	2:22:35	STEFNIE GOUWS	Veteran F	137	63	19
507	12KM	2:22:53	KATHRYN GODBOLD	Veteran F	138	64	20
511	12KM	2:23:51	NONTOBEKO MZOBE	Open F	139	65	27
541	12KM	2:25:10	JONATHAN ENGELBRECHT	Open M	140	75	32
580	12KM	2:25:11	SAMANTHA ENGELBRECHT	Open F	141	66	28
375	12KM	2:26:27	LEE POPE-ELLIS	Open M	142	76	33
553	12KM	2:26:28	ROBYN POPE-ELLIS	Open F	143	67	29
489	12KM	2:26:38	BRET SCHUURMAN	Master M	144	77	10
526	12KM	2:26:45	LOUISE VOCK	Open F	145	68	30
557	12KM	2:26:46	MANDY DEETLEFS	Veteran F	146	69	21
331	12KM	2:26:51	RONWYN VON STADEN	Master F	147	70	10
471	12KM	2:28:42	STHANDILE KHUZWAYO	Open F	148	71	31
490	12KM	2:28:44	LYNDA LEES	Master F	149	72	11
383	12KM	2:30:04	NOKUTHULA SHONGWE	Master F	150	73	12
440	12KM	2:31:30	IMMACULATE JWILI	Master F	151	74	13
365	12KM	2:32:39	MATTHEW K	Open M	152	78	34
347	12KM	2:33:03	MANDY MEYER	Veteran F	153	75	22
400	12KM	2:33:04	SAMANTHA LAAS	Veteran F	154	76	23
315	12KM	2:33:46	SHELAGH LADBROOKE	Grand Master F	155	77	6
391	12KM	2:33:48	GEORGE SCHULTZ	Veteran M	156	79	23
410	12KM	2:33:50	JULIE-ANN KRUGER	Master F	157	78	14
419	12KM	2:35:54	DANIELLA MIHAL	Open F	158	79	32
466	12KM	2:36:55	ROB WILLIAMSON	Open M	159	80	35
356	12KM	2:36:59	SUE LIEBENBERG	Veteran F	160	80	24
333	12KM	2:37:05	CHANE TAYLOR	Open F	161	81	33
337	12KM	2:37:12	OLGA THANGAVAY	Veteran F	162	82	25
364	12KM	2:38:34	WENDY STOREY	Open F	163	83	34
509	12KM	2:38:35	HILARY GREENWOOD	Grand Master M	164	81	7

	<b>Hilton Trail Run - 12km Results</b>	
<b>20 May 2018</b>		

Race #	Event	Race Time	Name	Age Group	Overall Position	Gender Position	Age Group Position
382	12KM	2:38:55	BARBARA RAUBENHEIMER	Master F	165	84	15
422	12KM	2:40:51	SIBONGILE MAZIBUKO	Veteran F	166	85	26
533	12KM	2:42:31	JOSE SMITH	Veteran M	167	82	24
570	12KM	2:42:32	CLARE SMITH	Veteran F	168	86	27
451	12KM	2:44:30	JANETTE STEPANIK	Veteran F	169	87	28
340	12KM	2:45:42	ELIZABETH SNEDDON	Master F	170	88	16
559	12KM	2:49:22	FRANCOIS NORTJE	Master M	171	83	11
438	12KM	2:49:23	LINDA NORTJE	Master F	172	89	17
415	12KM	2:55:21	RYAN METZLER	Master M	173	84	12
367	12KM	2:57:55	BONGINKOSI ZONDI	Open M	174	85	36
418	12KM	2:57:56	NANA MZILA	Open F	175	90	35
348	12KM	2:58:50	CHRIS NEL	Grand Master M	176	86	8
398	12KM	2:58:52	CHARMAINE NEL	Veteran F	177	91	29
27	12KM	3:06:24	ZAMA CELE	Open F	178	92	36
345	12KM	3:07:21	OWEN MADONDO	Open M	179	87	37
343	12KM	3:19:39	ALISON LONGFORD	Grand Master F	180	93	7
247	12KM	3:21:46	PHILLIP PARKER	Open M	181	88	38
140	12KM	3:21:51	NICKY PARKER	Open F	182	94	37
589	12KM	3:22:23	LUNGELO NSELE	Open F	183	95	38
321	12KM	3:22:42	GUGU THUSI	Veteran F	184	96	30
271	12KM	3:23:15	CALEN H	U12 M	185	89	2
301	12KM	3:23:31	PHAKAMILE MTOLO	Open F	186	97	39
563	12KM	3:23:51	SNOTHANDO DLAMINI	Open F	187	98	40
517	12KM	3:23:53	KHANYISILE ZONDI	Veteran F	188	99	31